



TAPE MEASURE

To measure around your head!

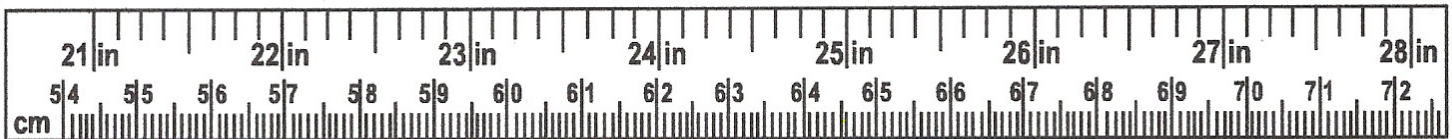
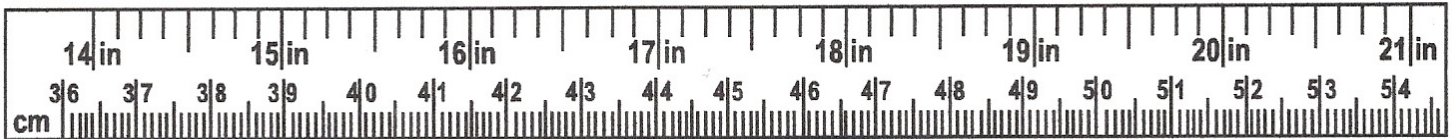
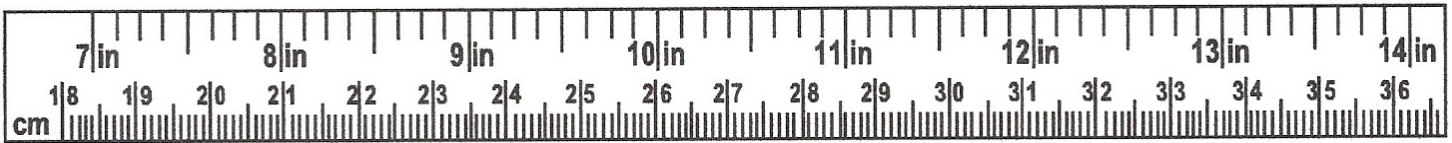
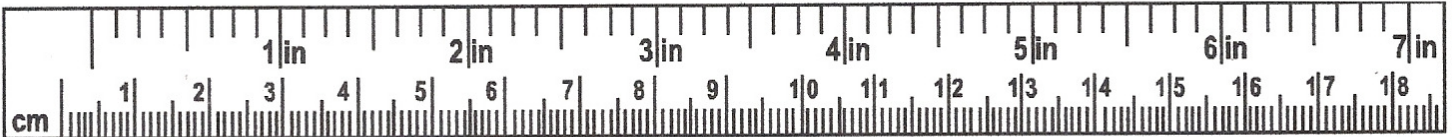
1. Cut the tape measure out.
2. Tape end to end.
3. Place around your head just above the ears.
4. Use this measurement for the length of your head



If given the option:
Set paper size to: no scaling

Make sure you have unchecked in the print box the following:

1. Shrink oversize pages to paper size
2. Expand small pages to paper size
3. Auto rotate and center.



If you have questions about our product, please email us with your questions to gwen@eye-grafx.com or call us at: or 918-740-9853

Open: Monday thru Friday - 9:00 a.m. until 1:00 p.m. 2:30 p.m. until 4:00 p.m. CST.